

SERIES F1R ACCESS COVER

TABLE OF CONTENTS

V e n d o r D a t a

M a t e r i a l D a t a S h e e t

S p e c i f i c a t i o n

C o m p o n e n t P a r t s L i s t

S t o r a g e , H a n d l i n g , I n s t a l l a t i o n & M a i n t e n a n c e I n s t r u c t i o n s

L i m i t e d W a r r a n t y

VENDOR DATA

HALLIDAY PRODUCTS, INC.

6401 Edgewater Drive

Orlando, FL 32810

Phone: 407-298-4470 - Fax: 407-298-4534

Toll Free: 800-298-1027

Email: Sales@HallidayProducts.com

Web Site at www.HallidayProducts.com

MATERIAL DATA SHEET

Access Frames and Covers

1. Door leaf shall be ¼-in. thick 5086-H34* mill finish aluminum diamond pattern plate.
2. Frame members shall be ¼-in. thick 6063-T5 mill finish aluminum extrusion.
3. The following items shall be Type 316 Stainless Steel: hinges, hold-open arm, pressure locks and all attaching hardware.
4. Units shall carry a Lifetime Guarantee against defects in material and/or workmanship.

*5086-H34 has excellent resistance to corrosion--especially in a marine environment, good workability, weld ability, good finishing characteristics, and higher strength than 3003 or 5052.

Series F1R Access Covers

STANDARD FEATURES:

T-316 stainless steel hold-open arm with positive locking
T-316 stainless steel hinges and attaching hardware
Stainless steel pressure locks
1/4 Inch EPDM compression gasket
Single leaf construction
625 lb/ft² (3051.52 kg/m²) live load
Lifetime guarantee

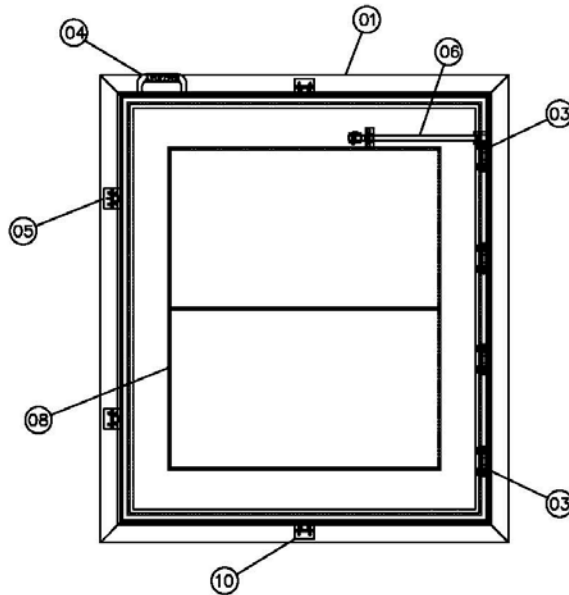
SPECIFICATION:

The F1R series access frames and covers as manufactured by Halliday Products, Inc. of Orlando, Florida shall have a ¼-in. thick mill finish, aluminum frame designed for surface mounting. Door panel shall be ¼-in. aluminum diamond plate, reinforced to withstand a 10-foot column of stationary water, or approximately 625 lb/ft² (3051.52 kg/m²) live load. Door(s) shall incorporate a 90 degree return flange around the perimeter. Stainless steel pressure locks shall be provided to work in conjunction with a 1/4 Inch thick EPDM compression gasket, mounted to the underside of the door, to insure minimal water intrusion. Door shall open to 90 degrees and automatically lock with a T-316 stainless steel hold-open arm with an aluminum release handle. Hinges and all fastening hardware shall be T-316 stainless steel. Unit shall lock with padlock lug. Unit shall carry a Lifetime guarantee against defects in material and/or workmanship.

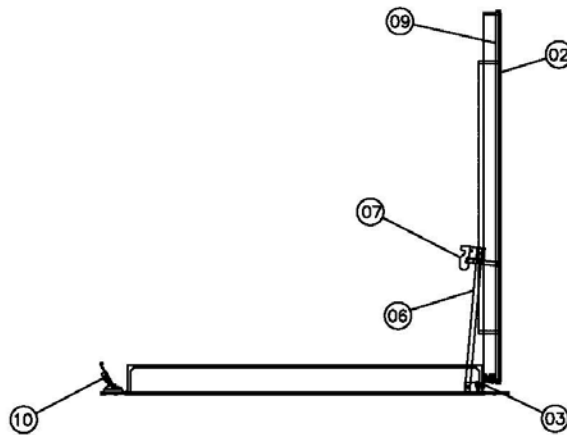


SERIES FIR ACCESS COVER

STANDARD COMPONENT PARTS



- ① FRAME EXTRUSION
- ② DIAMOND PLATE COVER
- ③ HINGES W/ HARDWARE
- ④ LIFTING HANDLE
- ⑤ PRESSURE LOCK W/PADLOCK LUG
- ⑥ HOLD-OPEN ARM
- ⑦ POSITIVE LOCKING LATCH
- ⑧ COVER REINFORCEMENT
- ⑨ GASKET
- ⑩ PRESSURE LOCK

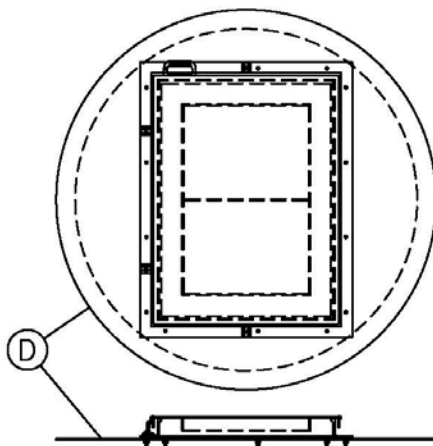
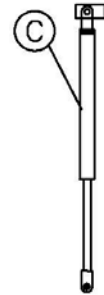
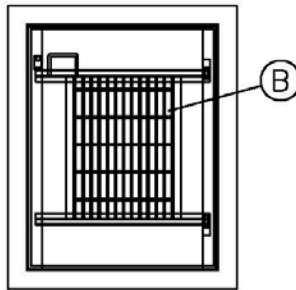
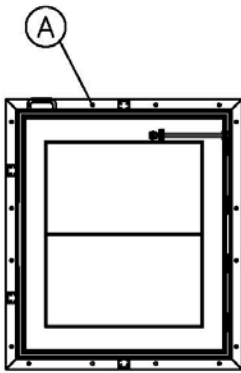


FIR PARTS LIST - R0



SERIES FIR - OPTIONS

- | | |
|---------------------------------|---|
| (A) SHOP DRILLED MOUNTING HOLES | (D) FIR BOLTED TO COVER PLATE
FOR ODOR REDUCTION ON ROUND BASINS |
| (B) PROTECTIVE GRATING | |
| (C) SPRING ASSIST | (E) 2" INSULATION W/ CAPTIVE PAN |



Insulation N/A with Grating Option

FIR OPTIONS LIST - R0

STORAGE, HANDLING, INSTALLATION and MAINTENANCE

STORAGE:

Prior to installation, access covers should be stored in a dry area on the original shipping pallets.

HANDLING:

Standard practice precautions should be taken whenever handling or moving palletized access covers by forklift.

INSTALLATION:

For proper installation, Halliday Products, Inc. recommends the following:

1. Assure slab at opening must be level and free of all debris.
2. Place unit in bed of suitable construction adhesive and attach to surface with 3/8" diameter stainless steel expansion or hex head bolts of sufficient length to secure unit in place. We recommend a maximum spacing of 16" on center for anchors.
3. Remove excess construction adhesive from surrounding concrete.
4. Close cover and employ padlock.

MAINTENANCE:

Because access covers manufactured by Halliday Products, Inc. are of all aluminum and stainless steel construction, they require minimal maintenance. For optimum product life the manufacturer recommends the following procedures be performed annually:

1. Apply graphite to the interior of all locking devices.
2. Apply a light coating of machine oil to all hinges and hardware.
3. Remove all debris from the cover seat and around hinges.
4. Check and tighten any loose hardware.



LIMITED WARRANTY

Halliday Products, Inc., a Florida Corporation ("Company") warrants to the original customer the aluminum access frame and cover will be free from defective material or faulty workmanship for the life of the unit. In the event of malfunction or other indication of failure attributable directly to defective material or faulty workmanship, Company will, upon receipt of a written notification from customer of such defective material or faulty workmanship, at its option and expense, repair or replace the defective frame and cover, or a component thereof, to whatever extent Company shall deem necessary to restore the frame and cover, or a component thereof, to proper operating condition. Company may replace the defective frame and cover, or a component thereof, with either a new or remanufactured, functionally equivalent frame and cover or component thereof at the Company's option. **THIS WARRANTY IS EXCLUSIVE AND IN LIEU OF ALL OTHER WARRANTIES, WHETHER OR NOT STATUTORY, OR EXPRESSED OR IMPLIED, INCLUDING WITHOUT LIMITATION, THE IMPLIED WARRANTIES OF MERCHANTABILITY AND FITNESS FOR A PARTICULAR PURPOSE. THE EXCLUSIVE REMEDY FOR DEFECTIVE FRAME AND COVER SHALL BE ONLY IN CONTRACT, WHETHER OR NOT CAUSED BY A DEFECTIVE FRAME AND COVER, OR NEGLIGENCE. COMPANY'S LIABILITY FOR LOSS OR DAMAGES SHALL NOT EXCEED THE PRICE PAID BY CUSTOMER FOR THE FRAME AND COVER, REGARDLESS OF THE FORM OF ANY CLAIM. IN NO EVENT SHALL COMPANY BE LIABLE FOR ANY SPECIAL, INCIDENTAL, INDIRECT, CONSEQUENTIAL, OR PUNITIVE DAMAGES WHATSOEVER RESULTING FROM ANY DEFECTIVE FRAME AND COVER OR COMPONENT THEREOF. IF MODIFICATION OR ALTERATION IS MADE TO THE FRAME AND COVER OR COMPONENT THEREOF BY OTHER THAN COMPANY AUTHORIZED PERSONS, OR IF IT IS INSTALLED IMPROPERLY, OR MISUSED, ABUSED AND/OR NEGLECTED, THIS LIMITED WARRANTY IS NULL AND VOID AND OF NO EFFECT. THIS LIMITED WARRANTY DOES NOT APPLY AND THE COMPANY WILL HAVE NO RESPONSIBILITY HEREUNDER FOR NORMAL WEAR AND TEAR.**

Halliday Products, Inc.
6401 Edgewater Dr
Orlando, FL 32810
Toll Free: 800-298-1027
Fax: 407-298-4534