

SERIES C1R ACCESS COVER

TABLE OF CONTENTS

V e n d o r D a t a

M a t e r i a l D a t a S h e e t

S p e c i f i c a t i o n

C o m p o n e n t P a r t s L i s t

Storage, Handling, Installation & Maintenance Instructions

Limited Warranty

VENDOR DATA

HALLIDAY PRODUCTS, INC.

6401 Edgewater Drive

Orlando, FL 32810

Phone: 407-298-4470 - Fax: 407-298-4534

Toll Free: 800-298-1027

Email: Sales@HallidayProducts.com

Web Site at www.HallidayProducts.com

MATERIAL DATA SHEET

Access Frames and Covers

1. Door leaf shall be ¼-in. thick 5086-H34* mill finish aluminum diamond pattern plate, reinforced with a ¼-in. aluminum flat bar to attain a 300 lb/ft² (1462 kg/m²) live load.
2. Frame members shall be ¼-in. thick 6005-T5 mill finish aluminum extrusion.
3. The following items shall be Type 316 Stainless Steel: hinges, hold-open arm and all attaching hardware.
4. Units shall carry a Lifetime Guarantee against defects in material and/or workmanship.

*5086-H34 has excellent resistance to corrosion--especially in a marine environment, good workability, weld ability, good finishing characteristics, and higher strength than 3003 or 5052.

Series C1R Access Cover Plate

STANDARD FEATURES:

Auto-Lock T-316 stainless steel hold-open arms with release handles
T-316 stainless steel hinges and attaching hardware non-corrosive
Locking bar and handle
Vent coupling on request
Larger sizes available for concrete applications
Single leaf construction
300 lb/ft² (1462 kg/m²) live load
Lifetime guarantee

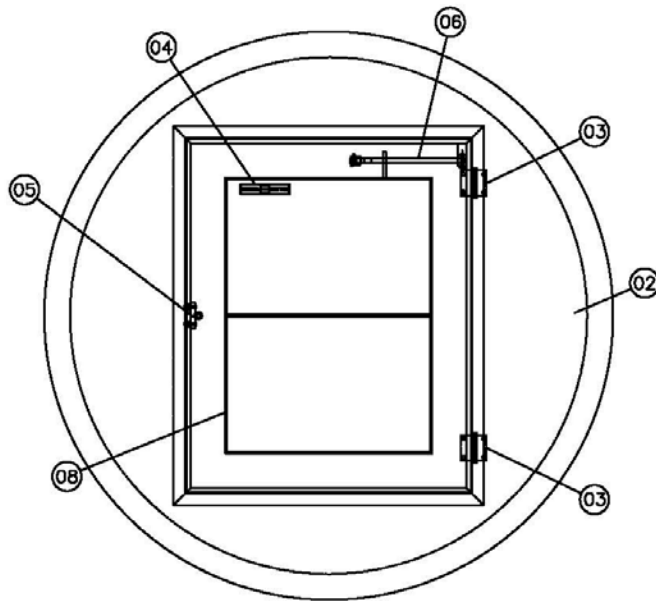
SPECIFICATION:

The C1R basin cover plate as manufactured by Halliday Products, Inc. of Orlando, Florida shall have a bolt-down cover of ¼-in. aluminum diamond plate, reinforced to withstand a 300 lb/ft² (1462 kg/m²) live load. The cover plate shall have a flush fitting access door. Door shall open to 90 degrees and automatically lock with a T-316 stainless steel hold-open arm with an aluminum release handle. Unit shall lock with a non-corrosive locking bar and have a non-corrosive handle. Unit shall carry a Lifetime guarantee against defects in material and/or workmanship.

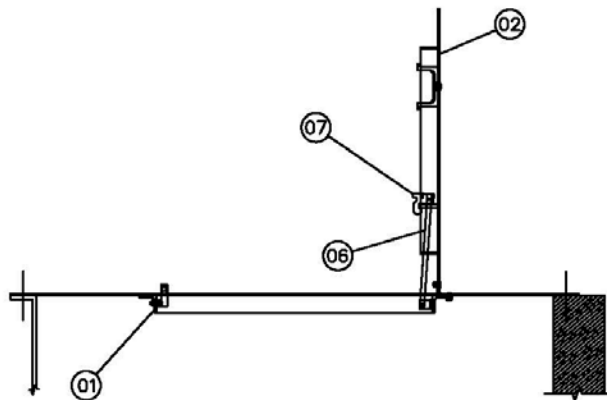


SERIES C1R ACCESS COVER

STANDARD COMPONENT PARTS



- ① FRAME EXTRUSION
- ② DIAMOND PLATE COVER
- ③ HINGES W/ HARDWARE
- ④ LIFTING HANDLE
- ⑤ PADLOCK BAR
- ⑥ HOLD-OPEN ARM
- ⑦ POSITIVE LOCKING LATCH
- ⑧ COVER REINFORCEMENT

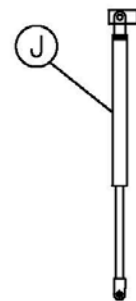
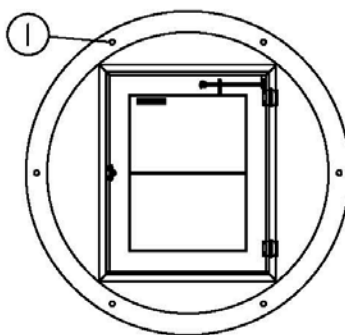
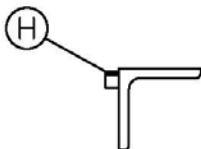
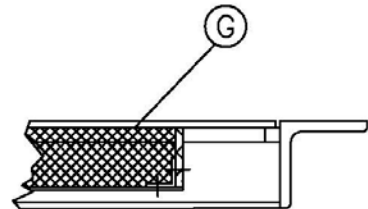
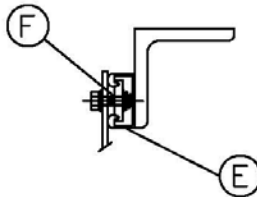
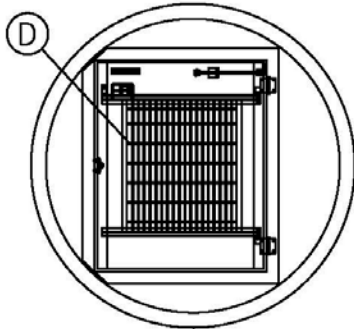
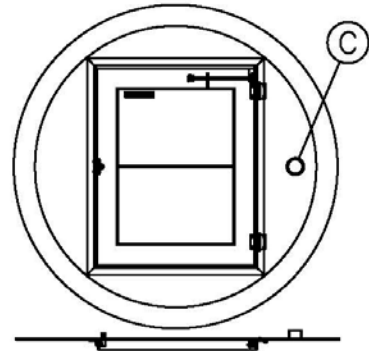
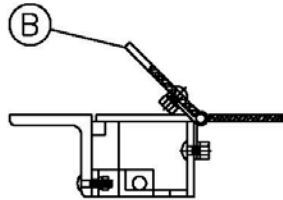
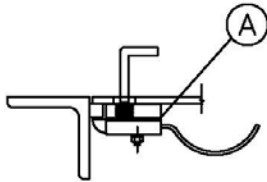


C1R PARTS LIST - R0



SERIES C1R OPTIONS

- | | |
|----------------------------|------------------------------------|
| (A) SLAM LOCK | (F) S.STL. SPRING NUT W/ 3/8" BOLT |
| (B) RECESSED LOCK BOX | (G) INSULATION |
| (C) HALF COUPLING FOR VENT | (H) GASKET |
| (D) SAFETY GRATING | (I) MOUNTING HOLES |
| (E) NUT RAIL | (J) SPRING ASSIST |



C1R OPTIONS LIST - R0

STORAGE, HANDLING, INSTALLATION and MAINTENANCE

STORAGE:

Prior to installation, access covers should be stored in a dry area on the original shipping pallets.

HANDLING:

Standard practice precautions should be taken whenever handling or moving palletized access covers by forklift.

INSTALLATION:

For proper installation, Halliday Products, Inc. recommends the following:

1. Concrete or Fiberglass surface must be flush.
2. Remove loose debris from surface.
3. Coat all aluminum surfaces that come in contact with concrete.
4. Use stainless steel fasteners to secure access door.

MAINTENANCE:

Because access covers manufactured by Halliday Products, Inc. are of all aluminum and stainless steel construction, they require minimal maintenance. For optimum product life the manufacturer recommends the following procedures be performed annually:

1. Apply graphite to the interior of all locking devices.
2. Apply a light coating of machine oil to all hinges and hardware.
3. Remove all debris from the cover seat and around hinges.
4. Check and tighten any loose hardware.
5. In the case of a channel frame model, remove loose debris from channel.



LIMITED WARRANTY

Halliday Products, Inc., a Florida Corporation ("Company") warrants to the original customer the aluminum access frame and cover will be free from defective material or faulty workmanship for the life of the unit. In the event of malfunction or other indication of failure attributable directly to defective material or faulty workmanship, Company will, upon receipt of a written notification from customer of such defective material or faulty workmanship, at its option and expense, repair or replace the defective frame and cover, or a component thereof, to whatever extent Company shall deem necessary to restore the frame and cover, or a component thereof, to proper operating condition. Company may replace the defective frame and cover, or a component thereof, with either a new or remanufactured, functionally equivalent frame and cover or component thereof at the Company's option. **THIS WARRANTY IS EXCLUSIVE AND IN LIEU OF ALL OTHER WARRANTIES, WHETHER OR NOT STATUTORY, OR EXPRESSED OR IMPLIED, INCLUDING WITHOUT LIMITATION, THE IMPLIED WARRANTIES OF MERCHANTABILITY AND FITNESS FOR A PARTICULAR PURPOSE. THE EXCLUSIVE REMEDY FOR DEFECTIVE FRAME AND COVER SHALL BE ONLY IN CONTRACT, WHETHER OR NOT CAUSED BY A DEFECTIVE FRAME AND COVER, OR NEGLIGENCE. COMPANY'S LIABILITY FOR LOSS OR DAMAGES SHALL NOT EXCEED THE PRICE PAID BY CUSTOMER FOR THE FRAME AND COVER, REGARDLESS OF THE FORM OF ANY CLAIM. IN NO EVENT SHALL COMPANY BE LIABLE FOR ANY SPECIAL, INCIDENTAL, INDIRECT, CONSEQUENTIAL, OR PUNITIVE DAMAGES WHATSOEVER RESULTING FROM ANY DEFECTIVE FRAME AND COVER OR COMPONENT THEREOF. IF MODIFICATION OR ALTERATION IS MADE TO THE FRAME AND COVER OR COMPONENT THEREOF BY OTHER THAN COMPANY AUTHORIZED PERSONS, OR IF IT IS INSTALLED IMPROPERLY, OR MISUSED, ABUSED AND/OR NEGLECTED, THIS LIMITED WARRANTY IS NULL AND VOID AND OF NO EFFECT. THIS LIMITED WARRANTY DOES NOT APPLY AND THE COMPANY WILL HAVE NO RESPONSIBILITY HEREUNDER FOR NORMAL WEAR AND TEAR.**

Halliday Products, Inc.
6401 Edgewater Dr
Orlando, FL 32810
Toll Free: 800-298-1027
Fax: 407-298-4534